

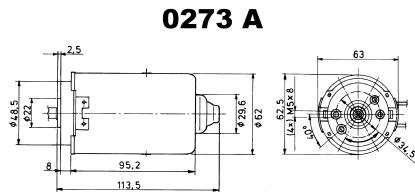
Design Data	
Commutation	Brushed
Direction of rotation	Bi-directional
Bearing type	A: Ball - B: Sleeve

Performance data		
Rated voltage [V]	$U_N$	24
Nominal torque [Nm]	$M_N$	0.50
No-load speed [ $\text{min}^{-1}$ ]	$n_0$	2,500.0
Nominal power [W]	$P_N$	96.5
Nominal current [A]	$I_N$	7.0
Nominal force [kN]	$F_N$	0.00
Duty cycle		s1


Sensor data	
Pulses	0
Output channels	0

Other data	
Gear ratio	Gearless
Gear wheel material	
Suppression components	5.0 $\mu$ H, 1nF
Enclosure class	IP30
Weight [kg]	1.150

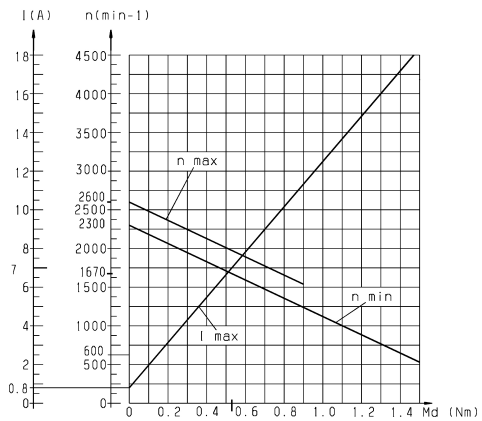
Remarks:



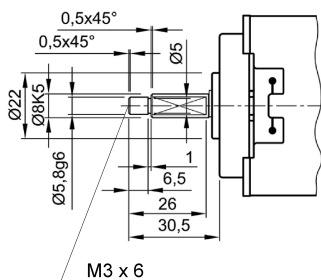
### Motor picture



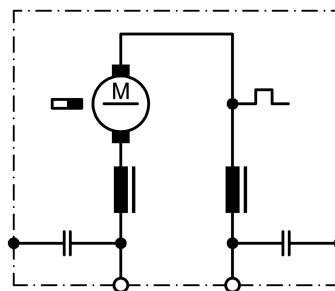
### Characteristic curves



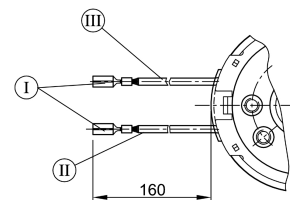
### Output shaft drawing (W), Wiring diagrams (S) and Connector layout (K)



### S 74



### K 190



- I Receptacles for tabs 2,8 x 0,8 DIN 46 247
- II black
- III red